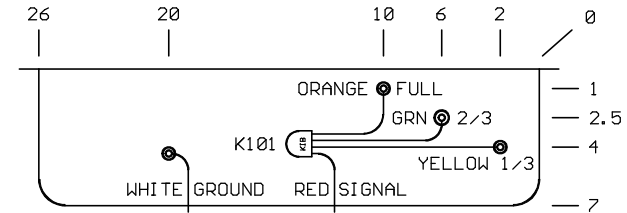
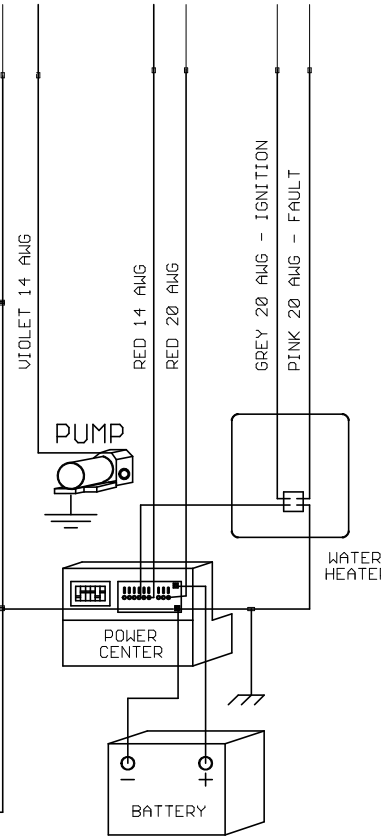
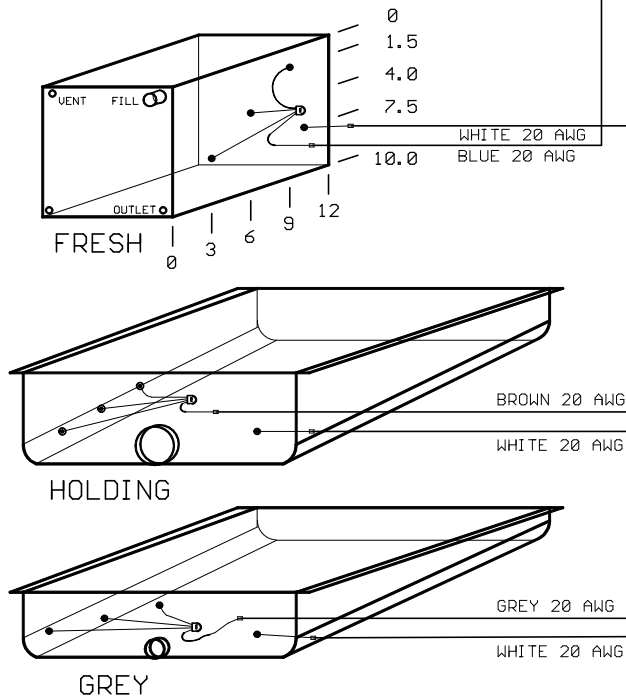
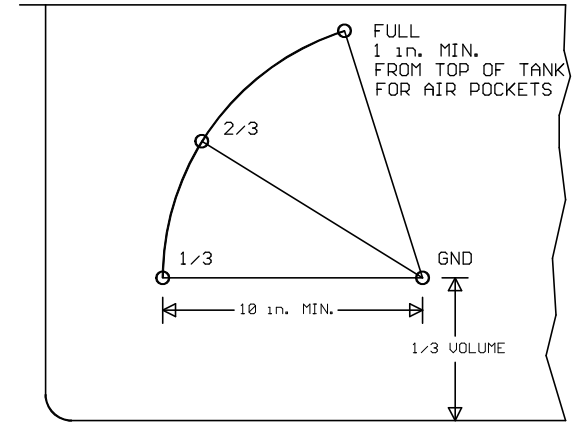
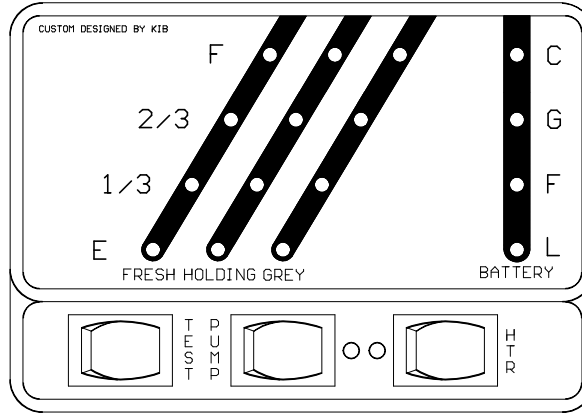


### K23WL WIRING LEGEND

RED 22 AWG - FILTERED POSITIVE  
 RED 14 AWG - POSITIVE UDC PUMP HEATER  
 VIOLET 14 AWG - PUMP  
 WHITE - GROUND  
 GREY - GREY TANK  
 BROWN - HOLDING  
 BLUE - FRESH TANK  
 GREY 20 AWG - HEATER IGNITION  
 PINK 20 AWG - HEATER FAULT

### REPLACEMENT PARTS

PRINTED CIRCUIT BOARD - # SUBPCBK21  
 TEST SWITCH - # SWMOMK1  
 PUMP/HEATER SWITCH - # SWOKLED1  
 RESISTOR PIGTAIL - # K101



PLACE 1/3 AND GROUND INSERT AT 1/3 VOLUME.  
 PLACE GROUND INSERT NO LESS THAN 10 in. FROM OTHER INSERTS IN HOLDING AND GREY TANKS. USE ALL AVAILABLE SPACE.  
 ALL HOLDING & LPG TANK GROUNDS MUST BE ATTACHED TO MONITOR GROUND.

### MP5 PROBE INSTALLATION

MARK TANK PER PLACEMENT GUIDE.  
 DRILL HOLES USING 3/8 in. BIT. DRILL AT LOW SPEED.  
 INSERT MPI INTO HOLE  
 REMOVE TOP 3/8 in NUT  
 TIGHTEN BOTTOM NUT UNTIL SNUG, DO NOT OVER TIGHTEN  
 \* USE NUT DRIVER, DO NOT USE SCREW GUN  
 ATTACH WIRE WITH NUT REMOVED EARLIER  
 SEAL EXPOSED CONNECTIONS WITH RED BATTERY SPRAY OR SILICON SEALER