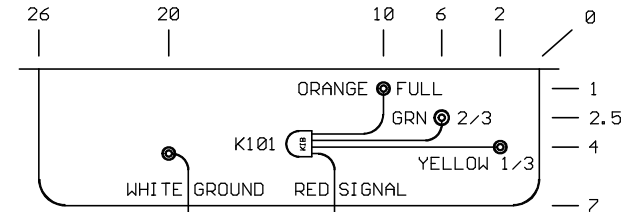
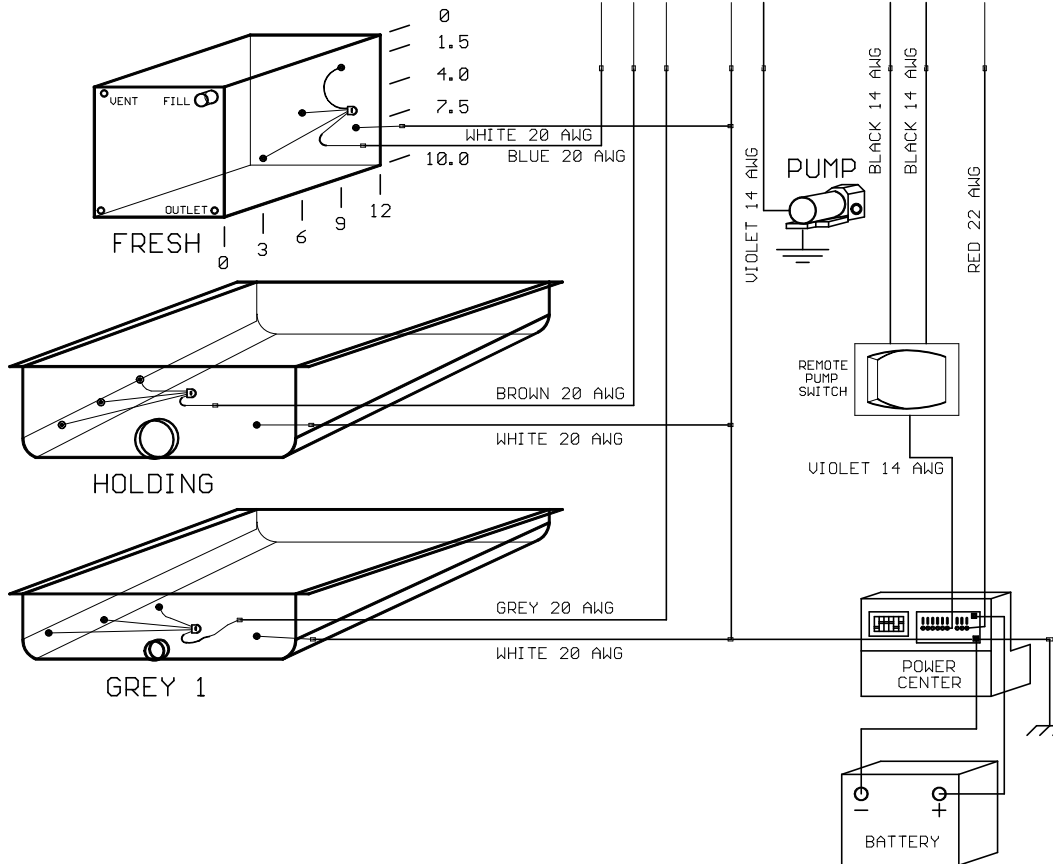
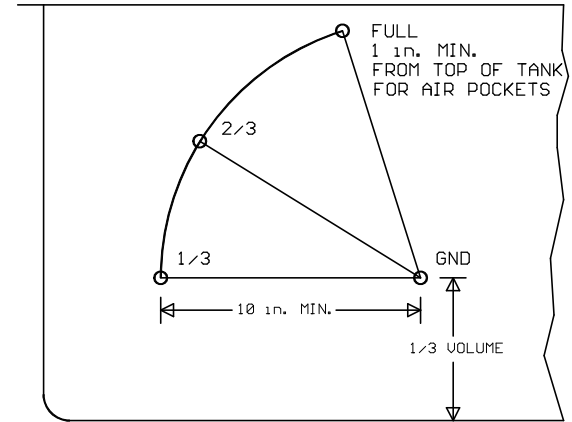
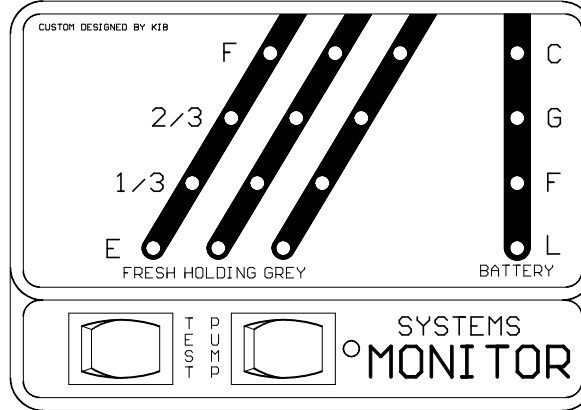


K21-3AL

WIRING LEGEND	
RED	22 AWG - FILTERED POSITIVE
VIOLET	14 AWG - PUMP
BLACK	14 AWG - REMOTE PUMP SWITCH
BLACK	14 AWG - REMOTE PUMP SWITCH
WHITE	- GROUND
GREY	- GREY1 TANK
BROWN	- HOLDING
BLUE	- FRESH TANK

REPLACEMENT PARTS	
PRINTED CIRCUIT BOARD	- # SUBPCBK21
TEST SWITCH	- # SWMOMK1BR
3-WAY PUMP SWITCH	- # SWI803-1121BR
RESISTOR PIGTAIL	- # K101



PLACE 1/3 AND GROUND INSERT AT 1/3 VOLUME.
 PLACE GROUND INSERT NO LESS THAN 10 in. FROM OTHER INSERTS IN HOLDING AND GREY TANKS. USE ALL AVAILABLE SPACE.
 ALL HOLDING & LPG TANK GROUNDS MUST BE ATTACHED TO MONITOR GROUND.

MP1 PROBE INSTALLATION

MARK TANK PER PLACEMENT GUIDE.
 DRILL HOLES USING 3/8 in. BIT. DRILL AT LOW SPEED.
 INSERT MP1 INTO HOLE
 REMOVE TOP 3/8 in NUT
 TIGHTEN BOTTOM NUT UNTIL SNUG, DO NOT OVER TIGHTEN
 * USE NUT DRIVER, DO NOT USE SCREW GUN
 ATTACH WIRE WITH NUT REMOVED EARLIER
 SEAL EXPOSED CONNECTIONS WITH RED BATTERY SPRAY OR SILICON SEALER